

# Autodromo Nazionale Monza

## TCR Europe

### Race - 2

#### Provisional Results



Cls	N°	Driver	Nat	Team	Nat	Vehicle	Laps	Total Time	Gap	Interval	Km/h	Best	Time	Km/h
1	69	Jean-Karl Vernay	FRA	Leopard Lukoil Team	FRA	Audi RS3 LMS TCR	11	25:19.170			151.0	2	1:59.331	174.7
2	99	Josh Files	GBR	Hell Energy Racing with KCMG	GBR	Honda Civic Type R FK7 TCR	11	25:19.650	0.480	0.480	150.9	11	1:59.555	174.4
3	9	Attila Tassi	HUN	Hell Energy Racing with KCMG	HUN	Honda Civic Type R FK7 TCR	11	25:20.824	1.654	1.174	150.8	11	2:00.125	173.6
4	88	Maxime Potty	BEL	Comtoy Racing	BEL	Volkswagen Golf GTI TCR	11	25:21.433	2.263	0.609	150.7	6	2:00.069	173.6
5	25	Mikel Azcona	ESP	PCR Sport	ESP	Cupra TCR	11	25:22.503	3.333	1.070	150.6	6	1:59.900	173.9
6	15	Peter Terting	DEU	Autodis Racing by Piro Sports	DEU	Hyundai i30 N TCR	11	25:23.171	4.001	0.668	150.6	6	2:00.050	173.7
7	94	Kris Richard	SUI	Target Competition	SUI	Hyundai i30 N TCR	11	25:23.383	4.213	0.212	150.5	6	2:00.190	173.5
8	18	Fabrizio Giovanardi	ITA	Team Mulsanne	ITA	Alfa Romeo Giulietta TCR	11	25:23.963	4.793	0.580	150.5	2	2:00.360	173.2
9	8	Reece Barr	IRE	Target Competition	IRE	Hyundai i30 N TCR	11	25:24.455	5.285	0.492	150.4	6	2:00.573	172.9
10	32	Oliver Taylor	GBR	Pyro Motorsport	GBR	Honda Civic Type R FK7 TCR	11	25:24.636	5.466	0.181	150.4	6	2:00.650	172.8
11	79	Jose M. Sapag	ARG	Baporo Motorsport	ARG	Cupra TCR	11	25:26.625	7.455	1.989	150.2	2	2:00.745	172.7
12	999	Dániel Nagy	HUN	M1RA	HUN	Hyundai i30 N TCR	11	25:26.792	7.622	0.167	150.2	10	2:01.052	172.2
13	44	Salvatore Tavano	ITA	Scuderia Girasole	ITA	Cupra TCR	11	25:26.818	7.648	0.026	150.2	11	2:00.987	172.3
14	17	Martin Ryba	SVK	Brutal Fish Racing Team	SVK	Volkswagen Golf GTI TCR	11	25:27.208	8.038	0.390	150.2	2	2:00.661	172.8
15	7	Igor Stefanovski	MKD	Stefanovski Racing Team	MKD	Hyundai i30 N TCR	11	25:27.696	8.526	0.488	150.1	11	2:01.297	171.9
16	10	Viktor Davidovsky	MKD	PSS Racing Team	MKD	Honda Civic Type R FK7 TCR	11	25:28.341	9.171	0.645	150.0	10	2:01.443	171.7
17	16	Nicola Baldan	ITA	M1RA	ITA	Hyundai i30 N TCR	11	25:28.603	9.433	0.262	150.0	2	2:00.965	172.4
18	63	Giovanni Altoè	ITA	Pit Lane Competizioni	ITA	Audi RS3 LMS TCR DSG	11	25:28.809	9.639	0.206	150.0	10	2:01.256	171.9
19	76	Daniele Cappellari	ITA	Cappellari Reparto Corse	ITA	Volkswagen Golf GTI TCR	11	25:30.881	11.711	2.072	149.8	11	2:01.678	171.3
20	38	Danny Kroes	NED	PCR Sport	NED	Cupra TCR	11	25:49.464	30.294	18.583	148.0	2	2:00.711	172.7
21	23	Francisco Abreu	POR	Sports & You	POR	Peugeot 308 TCR	11	26:02.235	43.065	12.771	146.8	6	2:00.150	173.5
<b>Not classified: (Requirements: 75% of number laps of leader = 9 Laps)</b>														
630	Benjamin Lessennes	BEL	Autodis Racing by THX	BEL	Honda Civic Type R FK7 TCR	6	13:47.819	5 Laps	5 Laps	151.1	6	2:00.355	173.2	
11	Jens Reno Møller	DEN	Reno Racing	DEN	Honda Civic Type R FK7 TCR	2	4:07.472	9 Laps	4 Laps	168.5	2	2:01.602	171.5	
62	Dušan Borkovic	SRB	Target Competition	SRB	Hyundai i30 N TCR	2	5:13.268	9 Laps	1:05.796	133.1	1	2:03.847	168.3	
42	Stefano Comini	SUI	Autodis Racing by THX	SUI	Honda Civic Type R FK7 TCR	1	2:59.544	10 Laps	1 Lap	116.1	1	2:59.544	116.1	
34	Stian Paulsen	NOR	Stian Paulsen Racing	NOR	Cupra TCR	1	3:03.466	10 Laps	3.922	113.6	1	3:03.466	113.6	
3	Cosimo Barberini	ITA	Race Republic	ITA	Subaru WRX STI TCR									
77	Roberto Russo	ITA	Race Republic-Top Run	ITA	Subaru WRX STI TCR									


**Fastest lap VERNAY in 1:59.331 at 174.8 Km/h in lap 2**

40 SECOND STOP AND GO PENALTY CAR #23

Published at:.....

Track Temp: **38.3 °C** Air Temp: **25.6 °C** Humidity: **63 %** Track Status: **DRY**

<b>Stewards:</b>	<b>Race Director:</b>	<b>Timekeeper:</b> 
------------------	-----------------------	------------------------





Autodromo Nazionale Monza


TCR Europe

Race - 2

Provisional Classification by Driver Fastest Lap



Cls	N°	Driver	Nat	Team	Nat	Vehicle	Laps	Best	Time	Gap	Interval	Km/h
1	69	Jean-Karl Vernay	FRA	Leopard Lukoil Team	FRA	Audi RS3 LMS TCR	11	2	1:59.331			174.7
2	99	Josh Files	GBR	Hell Energy Racing with KCMG	GBR	Honda Civic Type R FK7 TCR	11	11	1:59.555	0.224	0.224	174.4
3	25	Mikel Azcona	ESP	PCR Sport	ESP	Cupra TCR	11	6	1:59.900	0.569	0.345	173.9
4	15	Peter Terting	DEU	Autodis Racing by Piro Sports	DEU	Hyundai i30 N TCR	11	6	2:00.050	0.719	0.150	173.7
5	88	Maxime Potty	BEL	Comtoyou Racing	BEL	Volkswagen Golf GTI TCR	11	6	2:00.069	0.738	0.019	173.6
6	9	Attila Tassi	HUN	Hell Energy Racing with KCMG	HUN	Honda Civic Type R FK7 TCR	11	11	2:00.125	0.794	0.056	173.6
7	23	Francisco Abreu	POR	Sports & You	POR	Peugeot 308 TCR	11	6	2:00.150	0.819	0.025	173.5
8	94	Kris Richard	SUI	Target Competition	SUI	Hyundai i30 N TCR	11	6	2:00.190	0.859	0.040	173.5
9	63	Benjamin Lessen	BEL	Autodis Racing by THX	BEL	Honda Civic Type R FK7 TCR	6	6	2:00.355	1.024	0.165	173.2
10	18	Fabrizio Giovanar	ITA	Team Mulsanne	ITA	Alfa Romeo Giulietta TCR	11	2	2:00.360	1.029	0.005	173.2
11	8	Reece Barr	IRE	Target Competition	IRE	Hyundai i30 N TCR	11	6	2:00.573	1.242	0.213	172.9
12	32	Oliver Taylor	GBR	Pyro Motorsport	GBR	Honda Civic Type R FK7 TCR	11	6	2:00.650	1.319	0.077	172.8
13	17	Martin Ryba	SVK	Brutal Fish Racing Team	SVK	Volkswagen Golf GTI TCR	11	2	2:00.661	1.330	0.011	172.8
14	38	Danny Kroes	NED	PCR Sport	NED	Cupra TCR	11	2	2:00.711	1.380	0.050	172.7
15	79	Jose M. Sapag	ARG	Baporo Motorsport	ARG	Cupra TCR	11	2	2:00.745	1.414	0.034	172.7
16	16	Nicola Baldan	ITA	M1RA	ITA	Hyundai i30 N TCR	11	2	2:00.965	1.634	0.220	172.4
17	44	Salvatore Tavano	ITA	Scuderia Girasole	ITA	Cupra TCR	11	11	2:00.987	1.656	0.022	172.3
18	99	Dániel Nagy	HUN	M1RA	HUN	Hyundai i30 N TCR	11	10	2:01.052	1.721	0.065	172.2
19	63	Giovanni Altoè	ITA	Pit Lane Competizioni	ITA	Audi RS3 LMS TCR DSG	11	10	2:01.256	1.925	0.204	171.9
20	7	Igor Stefanovski	MKD	Stefanovski Racing Team	MKD	Hyundai i30 N TCR	11	11	2:01.297	1.966	0.041	171.9
21	10	Viktor Davidovsky	MKD	PSS Racing Team	MKD	Honda Civic Type R FK7 TCR	11	10	2:01.443	2.112	0.146	171.7
22	11	Jens Reno Møller	DEN	Reno Racing	DEN	Honda Civic Type R FK7 TCR	2	2	2:01.602	2.271	0.159	171.5
23	76	Daniele Cappellar	ITA	Cappellari Reparto Corse	ITA	Volkswagen Golf GTI TCR	11	11	2:01.678	2.347	0.076	171.3
24	62	Dušan Borkovic	SRB	Target Competition	SRB	Hyundai i30 N TCR	2	1	2:03.847	4.516	2.169	168.3
25	42	Stefano Comini	SUI	Autodis Racing by THX	SUI	Honda Civic Type R FK7 TCR	1	1	2:59.544	1:00.213	55.697	116.1
26	34	Stian Paulsen	NOR	Stian Paulsen Racing	NOR	Cupra TCR	1	1	3:03.466	1:04.135	3.922	113.6





Autodromo Nazionale Monza

TCR Europe

Race - 2

Distance and Speed Average



Cls	Nº	Driver	Nat	Team	Nat	Vehicle	Cls	Laps	Distance	Total Time	Km/h
1	69	Jean-Karl Vernay	FRA	Leopard Lukoil Team	FRA	Audi RS3 LMS TCR	1	11	63.72	25:19.170	151.0
2	99	Josh Files	GBR	Hell Energy Racing with KCMG	GBR	Honda Civic Type R FK7 TCR	1	11	63.72	25:19.650	150.9
3	9	Attila Tassi	HUN	Hell Energy Racing with KCMG	HUN	Honda Civic Type R FK7 TCR	2	11	63.72	25:20.824	150.8
4	88	Maxime Potty	BEL	Comtoy Racing	BEL	Volkswagen Golf GTI TCR	1	11	63.72	25:21.433	150.7
5	25	Mikel Azcona	ESP	PCR Sport	ESP	Cupra TCR	1	11	63.72	25:22.503	150.6
6	15	Peter Terting	DEU	Autodis Racing by Piro Sports	DEU	Hyundai i30 N TCR	1	11	63.72	25:23.171	150.6
7	94	Kris Richard	SUI	Target Competition	SUI	Hyundai i30 N TCR	2	11	63.72	25:23.383	150.5
8	18	Fabrizio Giovanardi	ITA	Team Mulsanne	ITA	Alfa Romeo Giulietta TCR	1	11	63.72	25:23.963	150.5
9	8	Reece Barr	IRE	Target Competition	IRE	Hyundai i30 N TCR	3	11	63.72	25:24.455	150.4
10	32	Oliver Taylor	GBR	Pyro Motorsport	GBR	Honda Civic Type R FK7 TCR	3	11	63.72	25:24.636	150.4
11	79	Jose M. Sapag	ARG	Baporo Motorsport	ARG	Cupra TCR	2	11	63.72	25:26.625	150.2
12	999	Dániel Nagy	HUN	M1RA	HUN	Hyundai i30 N TCR	4	11	63.72	25:26.792	150.2
13	44	Salvatore Tavano	ITA	Scuderia Girasole	ITA	Cupra TCR	3	11	63.72	25:26.818	150.2
14	17	Martin Ryba	SVK	Brutal Fish Racing Team	SVK	Volkswagen Golf GTI TCR	2	11	63.72	25:27.208	150.2
15	7	Igor Stefanovski	MKD	Stefanovski Racing Team	MKD	Hyundai i30 N TCR	5	11	63.72	25:27.696	150.1
16	10	Viktor Davidovsky	MKD	PSS Racing Team	MKD	Honda Civic Type R FK7 TCR	4	11	63.72	25:28.341	150.0
17	16	Nicola Baldan	ITA	M1RA	ITA	Hyundai i30 N TCR	6	11	63.72	25:28.603	150.0
18	63	Giovanni Altoè	ITA	Pit Lane Competizioni	ITA	Audi RS3 LMS TCR DSG	2	11	63.72	25:28.809	150.0
19	76	Daniele Cappellari	ITA	Cappellari Reparto Corse	ITA	Volkswagen Golf GTI TCR	3	11	63.72	25:30.881	149.8
20	38	Danny Kroes	NED	PCR Sport	NED	Cupra TCR	4	11	63.72	25:49.464	148.0
21	23	Francisco Abreu	POR	Sports & You	POR	Peugeot 308 TCR	1	11	63.72	26:02.235	146.8
<b>Not classified: (Requirements: 75% of number laps of leader = 9 Laps)</b>											
	630	Benjamin Lessennes	BEL	Autodis Racing by THX	BEL	Honda Civic Type R FK7 TCR	5	6	34.75	13:47.819	151.1
	11	Jens Reno Møller	DEN	Reno Racing	DEN	Honda Civic Type R FK7 TCR	6	2	11.58	4:07.472	168.5
	62	Dušan Borkovic	SRB	Target Competition	SRB	Hyundai i30 N TCR	7	2	11.58	5:13.268	133.1
	42	Stefano Comini	SUI	Autodis Racing by THX	SUI	Honda Civic Type R FK7 TCR	7	1	05.79	2:59.544	116.1
	34	Stian Paulsen	NOR	Stian Paulsen Racing	NOR	Cupra TCR	5	1	05.79	3:03.466	113.6
	3	Cosimo Barberini	ITA	Race Republic	ITA	Subaru WRX STI TCR	1				
	77	Roberto Russo	ITA	Race Republic-Top Run	ITA	Subaru WRX STI TCR	2				





# Autodromo Nazionale Monza

## TCR Europe

### Race - 2

#### Lap Analysis



**7** Igor Stefanovski Hyundai i30 N TCR  
Stefanovski Racing Team

Lap D	Time	Sector 1	Sector 2	Sector 3	T. Spd	Elapsed
1	2:13.864	46.175	46.209	41.480	201.4	2:13.864
2	2:01.383	39.022	41.128	41.233	243.2	4:15.247
3	2:06.877	39.443	41.570	45.864	233.2	6:22.124
4	2:59.591	56.093	1:02.623	1:00.875	139.8	9:21.715
5	2:30.962	54.957	45.244	50.761	124.4	11:52.677
6	2:02.252	39.774	41.306	41.172	244.3	13:54.929
7	2:06.109	38.759	41.531	45.819	247.7	16:01.038
8	2:51.062	47.497	1:02.026	1:01.539	167.9	18:52.100
9	2:32.759	50.601	52.574	49.584	94.7	21:24.859
10	2:01.540	39.075	40.998	41.467	236.8	23:26.399
11	2:01.297	38.777	41.228	41.292	244.3	25:27.696

**8** Reece Barr Hyundai i30 N TCR  
Target Competition

Lap D	Time	Sector 1	Sector 2	Sector 3	T. Spd	Elapsed
1	2:07.992	44.412	42.088	41.492	196.0	2:07.992
2	2:01.170	38.657	41.065	41.448	245.4	4:09.162
3	2:04.059	39.465	41.211	43.383	247.7	6:13.221
4	3:00.571	57.761	1:00.737	1:02.073	121.6	9:13.792
5	2:35.011	51.745	48.510	54.756	122.8	11:48.803
6	2:00.573	39.125	40.482	40.966	236.8	13:49.376
7	2:03.743	38.294	40.223	45.226	248.2	15:53.119
8	2:52.460	49.945	59.572	1:02.943	156.5	18:45.579
9	2:36.315	49.642	54.284	52.389	125.5	21:21.894
10	2:01.221	38.652	40.980	41.589	236.8	23:23.115
11	2:01.340	38.871	41.093	41.376	243.2	25:24.455

**9** Attila Tassi Honda Civic Type R FK7 TCR  
Hell Energy Racing with KCMG

Lap D	Time	Sector 1	Sector 2	Sector 3	T. Spd	Elapsed
1	2:05.024	42.469	41.697	40.858	194.2	2:05.024
2	2:00.618	39.388	40.175	41.055	242.6	4:05.642
3	2:01.904	38.510	40.915	42.479	240.5	6:07.546
4	3:00.439	58.960	1:01.452	1:00.027	141.5	9:07.985
5	2:38.377	50.302	51.629	56.446	164.8	11:46.362
6	2:00.481	38.816	40.733	40.932	239.4	13:46.843
7	2:02.228	38.380	41.119	42.729	242.6	15:49.071
8	2:52.302	50.910	58.581	1:02.811	150.0	18:41.373
9	2:38.665	49.591	53.739	55.335	156.5	21:20.038
10	2:00.661	38.588	40.882	41.191	241.0	23:20.699
11	2:00.125	38.776	40.537	40.812	242.1	25:20.824

**10** Viktor Davidovsky Honda Civic Type R FK7 TCR  
PSS Racing Team

Lap D	Time	Sector 1	Sector 2	Sector 3	T. Spd	Elapsed
1	2:11.283	47.534	42.060	41.689	191.4	2:11.283
2	2:01.831	38.753	41.193	41.885	238.9	4:13.114
3	2:05.976	38.809	41.857	45.310	242.6	6:19.090
4	3:01.077	57.879	1:02.343	1:00.855	115.6	9:20.167
5	2:31.596	54.372	46.402	50.822	127.5	11:51.763
6	2:02.168	39.007	41.735	41.426	236.8	13:53.931
7	2:07.696	38.872	42.426	46.398	236.8	16:01.627
8	2:50.895	47.321	1:02.119	1:01.455	156.5	18:52.522
9	2:32.794	50.616	52.576	49.602	85.5	21:25.316
10	2:01.443	38.893	41.120	41.430	229.7	23:26.759
11	2:01.582	38.719	41.133	41.730	236.3	25:28.341

**11** Jens Reno Møller Honda Civic Type R FK7 TCR  
Reno Racing

Lap D	Time	Sector 1	Sector 2	Sector 3	T. Spd	Elapsed
1	2:05.870	43.033	41.797	41.040	185.5	2:05.870
2	2:01.602	38.949	41.461	41.192	241.0	4:07.472

**15** Peter Terting Hyundai i30 N TCR  
Autodis Racing by Piro Sports


Lap D	Time	Sector 1	Sector 2	Sector 3	T. Spd	Elapsed
1	2:06.181	43.944	41.035	41.202	194.9	2:06.181
2	2:00.148	38.628	40.762	40.758	243.2	4:06.329
3	2:02.450	38.944	40.366	43.140	237.8	6:08.779
4	3:01.037	59.277	1:01.231	1:00.529	122.0	9:09.816
5	2:37.399	50.761	50.536	56.102	154.5	11:47.215
6	2:00.050	38.647	40.476	40.927	243.7	13:47.265
7	2:02.226	38.547	40.808	42.871	246.0	15:49.491
8	2:52.794	51.020	58.652	1:03.122	145.7	18:42.285
9	2:38.056	49.343	53.631	55.082	165.6	21:20.341
10	2:00.985	39.005	40.611	41.369	234.2	23:21.326
11	2:01.845	39.442	40.967	41.436	240.0	25:23.171

**16** Nicola Baldan Hyundai i30 N TCR  
M1RA

Lap D	Time	Sector 1	Sector 2	Sector 3	T. Spd	Elapsed
1	2:08.574	45.353	41.889	41.332	181.5	2:08.574
2	2:00.965	38.974	40.653	41.338	250.0	4:09.539
3	2:02.267	38.578	40.722	42.967	246.5	6:11.806
4	3:00.440	58.015	1:00.672	1:01.753	117.0	9:12.246
5	2:35.987	51.495	48.808	55.684	119.4	11:48.233
6	2:03.803	40.568	41.652	41.583	244.3	13:52.036
7	2:11.114	39.155	44.199	47.760	246.0	16:03.150
8	2:50.741	47.586	1:01.270	1:01.885	156.9	18:53.891
9	2:32.105	51.099	52.156	48.850	82.6	21:25.996
10	2:01.081	38.972	40.746	41.363	244.8	23:27.077
11	2:01.526	38.644	41.130	41.752	246.0	25:28.603

**17** Martin Ryba Volkswagen Golf GTI TCR  
Brutal Fish Racing Team

Lap D	Time	Sector 1	Sector 2	Sector 3	T. Spd	Elapsed
1	2:10.767	47.529	41.740	41.498	207.6	2:10.767
2	2:00.661	38.297	41.389	40.975	242.6	4:11.428
3	2:05.243	38.619	41.936	44.688	248.8	6:16.671
4	3:01.452	58.166	1:01.921	1:01.365	133.4	9:18.123
5	2:32.447	52.092	49.036	51.319	110.3	11:50.570
6	2:01.684	38.730	41.738	41.216	238.9	13:52.254
7	2:03.524	38.545	40.763	44.216	247.1	15:55.778
8	2:52.492	49.730	59.406	1:03.356	149.7	18:48.270
9	2:35.254	49.607	53.765	51.882	99.6	21:23.524
10	2:00.912	38.534	40.835	41.543	229.7	23:24.436
11	2:02.772	38.707	42.760	41.305	243.7	25:27.208





Autodromo Nazionale Monza

TCR Europe

Race - 2

Lap Analysis



18

Fabrizio Giovanardi

Alfa Romeo Giulietta TCR

34

Stian Paulsen

Cupra TCR

Team Mulsanne

Stian Paulsen Racing

Lap D	Time	Sector 1	Sector 2	Sector 3	T. Spd	Elapsed
1	2:10.347	46.712	42.305	41.330	196.7	2:10.347
2	2:00.360	38.311	41.101	40.948	246.5	4:10.707
3	2:04.867	38.374	41.783	44.710	243.7	6:15.574
4	3:01.112	57.782	1:01.713	1:01.617	132.5	9:16.686
5	2:33.241	51.654	49.440	52.147	129.0	11:49.927
6	2:00.763	38.625	41.080	41.058	236.3	13:50.690
7	2:03.393	38.194	41.144	44.055	243.2	15:54.083
8	2:52.896	50.145	59.335	1:03.416	147.1	18:46.979
9	2:35.760	49.839	53.598	52.323	109.7	21:22.739
10	2:00.650	38.503	40.776	41.371	241.0	23:23.389
11	2:00.574	38.251	41.012	41.311	247.7	25:23.963

23

Francisco Abreu

Peugeot 308 TCR

38

Danny Kroes

Cupra TCR

Sports & You

PCR Sport

Lap D	Time	Sector 1	Sector 2	Sector 3	T. Spd	Elapsed
1	2:03.198	41.091	40.939	41.168	188.1	2:03.198
2	2:00.165	38.381	40.789	40.995	243.2	4:03.363
3	2:01.651	38.546	40.989	42.116	243.7	6:05.014
4	3:01.031	1:00.066	1:01.279	59.686	136.5	9:06.045
5	2:39.420	49.659	51.743	58.018	185.5	11:45.465
6	2:00.150	38.386	40.840	40.924	240.0	13:45.615
7	2:06.292	38.722	42.966	44.604	244.8	15:51.907
8	2:52.006	50.077	58.992	1:02.937	151.6	18:43.913
9	2:37.096	49.856	53.006	54.234	143.2	21:21.009
10	2:00.528	38.387	41.126	41.015	243.2	23:21.537
11	2:00.698	38.784	40.792	41.122	243.7	25:22.235

25

Mikel Azcona

Cupra TCR

42

Stefano Comini

Honda Civic Type R FK7 TCR

PCR Sport

Autodis Racing by THX

Lap D	Time	Sector 1	Sector 2	Sector 3	T. Spd	Elapsed
1	2:05.030	43.208	41.237	40.585	182.4	2:05.030
2	2:01.289	38.738	40.228	42.323	240.5	4:06.319
3	2:01.976	38.721	40.250	43.005	241.0	6:08.295
4	3:00.991	59.346	1:01.230	1:00.415	125.7	9:09.286
5	2:37.332	50.428	50.861	56.043	169.5	11:46.618
6	1:59.900	38.308	40.837	40.755	252.3	13:46.518
7	2:04.206	38.376	42.126	43.704	235.2	15:50.724
8	2:52.631	50.628	59.044	1:02.959	153.4	18:43.355
9	2:37.479	49.860	53.088	54.531	139.5	21:20.834
10	2:00.997	38.846	41.375	40.776	240.0	23:21.831
11	2:00.672	38.898	40.861	40.913	226.4	25:22.503

32

Oliver Taylor

Honda Civic Type R FK7 TCR

63

Giovanni Altoè

Audi RS3 LMS TCR DSG

Pyro Motorsport

Pit Lane Competizioni

Lap D	Time	Sector 1	Sector 2	Sector 3	T. Spd	Elapsed
1	2:09.440	46.068	42.162	41.210	192.1	2:09.440
2	2:01.320	38.779	41.368	41.173	239.4	4:10.760
3	2:05.368	38.717	41.882	44.769	233.2	6:16.128
4	3:01.228	58.217	1:01.496	1:01.515	134.1	9:17.356
5	2:32.937	52.210	49.199	51.528	124.2	11:50.293
6	2:00.650	38.507	41.302	40.841	235.2	13:50.943
7	2:03.993	38.425	40.910	44.658	234.2	15:54.936
8	2:52.692	49.830	59.374	1:03.488	151.4	18:47.628
9	2:35.381	49.853	53.675	51.853	109.3	21:23.009
10	2:00.752	38.701	40.908	41.143	228.8	23:23.761
11	2:00.875	38.577	41.005	41.293	241.6	25:24.636

Lap D	Time	Sector 1	Sector 2	Sector 3	T. Spd	Elapsed
1	3:03.466 P	45.036	1:05.895	1:12.535	192.5	3:03.466


Lap D	Time	Sector 1	Sector 2	Sector 3	T. Spd	Elapsed
1	2:06.943	44.072	41.866	41.005	199.2	2:06.943
2	2:00.711	38.894	40.662	41.155	247.7	4:07.654
3	2:06.002	41.224	41.335	43.443	242.6	6:13.656
4	3:00.834	57.838	1:00.848	1:02.148	126.0	9:14.490
5	2:34.791	52.350	48.249	54.192	117.6	11:49.281
6	2:00.743	39.079	40.787	40.877	240.5	13:50.024
7	2:03.462	38.156	40.655	44.651	243.2	15:53.486
8	2:52.894	50.333	59.231	1:03.330	144.0	18:46.380
9	2:41.950 P	49.833	53.815	58.302	109.9	21:28.330
10	2:19.962	58.086	40.589	41.287	189.1	23:48.292
11	2:01.172	38.727	41.389	41.056	242.1	25:49.464

Lap D	Time	Sector 1	Sector 2	Sector 3	T. Spd	Elapsed
1	2:59.544 P	51.069	59.330	1:09.145	186.8	2:59.544

Lap D	Time	Sector 1	Sector 2	Sector 3	T. Spd	Elapsed
1	2:08.241	44.878	41.888	41.475	182.7	2:08.241
2	2:01.275	38.849	40.865	41.561	250.5	4:09.516
3	2:05.219	39.397	41.587	44.235	241.0	6:14.735
4	3:01.159	58.095	1:01.788	1:01.276	133.4	9:15.894
5	2:33.667	51.957	49.606	52.104	126.0	11:49.561
6	2:04.200	40.355	42.181	41.664	235.2	13:53.761
7	2:06.503	38.468	42.113	45.922	242.6	16:00.264
8	2:50.671	47.494	1:01.193	1:01.984	154.7	18:50.935
9	2:33.370	51.445	52.195	49.730	104.7	21:24.305
10	2:01.526	39.098	41.179	41.249	241.0	23:25.831
11	2:00.987	38.734	41.136	41.117	240.5	25:26.818

Lap D	Time	Sector 1	Sector 2	Sector 3	T. Spd	Elapsed
1	2:03.847	41.965	40.415	41.467	193.5	2:03.847
2	3:09.421 P	40.861	1:00.245	1:28.315	250.0	5:13.268

Lap D	Time	Sector 1	Sector 2	Sector 3	T. Spd	Elapsed
1	2:12.465	48.450	42.196	41.819	198.1	2:12.465
2	2:02.616	38.853	41.827	41.936	226.8	4:15.081
3	2:06.761	39.207	41.563	45.991	230.2	6:21.842
4	2:58.997	56.051	1:02.324	1:00.622	136.5	9:20.839
5	2:31.496	55.607	45.145	50.744	122.3	11:52.335
6	2:03.808	39.773	42.572	41.463	216.4	13:56.143
7	2:07.756	38.558	41.047	48.151	236.8	16:03.899
8	2:50.592	47.492	1:01.175	1:01.925	155.3	18:54.491
9	2:31.772	50.953	52.129	48.690	91.2	21:26.263
10	2:01.256	39.171	41.022	41.063	221.3	23:27.519
11	2:01.290	38.782	41.492	41.016	237.8	25:28.809







# Autodromo Nazionale Monza

## TCR Europe

### Race - 2

#### Lap Analysis



69

Jean-Karl Vernay

Audi RS3 LMS TCR

94

Kris Richard

Hyundai i30 N TCR

Leopard Lukoil Team

Target Competition

Lap D	Time	Sector 1	Sector 2	Sector 3	T. Spd	Elapsed	Lap D	Time	Sector 1	Sector 2	Sector 3	T. Spd	Elapsed
1	2:04.255	42.462	41.056	40.737	200.7	2:04.255	1	2:08.769	45.546	41.846	41.377	194.5	2:08.769
2	1:59.331	38.457	40.186	40.688	239.4	4:03.586	2	2:01.090	39.181	40.598	41.311	251.1	4:09.859
3	2:01.102	38.003	40.879	42.220	252.3	6:04.688	3	2:02.614	38.791	40.483	43.340	240.0	6:12.473
4	3:00.614	59.823	1:01.345	59.446	137.0	9:05.302	4	3:00.567	57.953	1:00.660	1:01.954	118.2	9:13.040
5	2:39.720	49.923	51.823	57.974	175.6	11:45.022	5	2:35.444	51.850	48.582	55.012	117.6	11:48.484
6	2:00.131	38.295	40.906	40.930	248.2	13:45.153	6	2:00.190	39.089	40.179	40.922	246.5	13:48.674
7	2:00.533	37.987	40.803	41.743	249.4	15:45.686	7	2:03.820	38.584	40.309	44.927	246.5	15:52.494
8	2:54.260	52.963	58.656	1:02.641	136.1	18:39.946	8	2:52.180	49.990	59.590	1:02.600	150.4	18:44.674
9	2:39.148	49.716	52.349	57.083	170.8	21:19.094	9	2:36.746	49.843	54.178	52.725	138.8	21:21.420
10	1:59.972	38.308	40.447	41.217	247.7	23:19.066	10	2:01.059	38.853	41.115	41.091	244.8	23:22.479
11	2:00.104	38.162	40.780	41.162	249.4	25:19.170	11	2:00.904	38.852	40.798	41.254	236.3	25:23.383

76

Daniele Cappellari

Volkswagen Golf GTI TCR

99

Josh Files

Honda Civic Type R FK7 TCR

Cappellari Reparto Corse

Hell Energy Racing with KCMG

Lap D	Time	Sector 1	Sector 2	Sector 3	T. Spd	Elapsed	Lap D	Time	Sector 1	Sector 2	Sector 3	T. Spd	Elapsed
1	2:12.190	48.094	42.278	41.818	198.8	2:12.190	1	2:04.025	42.085	40.859	41.081	197.8	2:04.025
2	2:02.829	38.662	41.853	42.314	225.4	4:15.019	2	2:01.482	38.921	40.549	42.012	237.3	4:05.507
3	2:07.498	39.907	41.614	45.977	230.2	6:22.517	3	2:01.188	38.373	41.088	41.727	241.6	6:06.695
4	2:59.779	56.208	1:02.662	1:00.909	134.6	9:22.296	4	3:00.547	59.365	1:01.278	59.904	134.6	9:07.242
5	2:30.998	54.683	45.424	50.891	123.8	11:53.294	5	2:38.717	49.503	52.269	56.945	175.6	11:45.959
6	2:03.733	39.291	42.311	42.131	222.6	13:57.027	6	2:00.215	38.607	40.858	40.750	233.7	13:46.174
7	2:07.277	38.504	41.099	47.674	231.7	16:04.304	7	2:00.626	38.345	40.697	41.584	240.5	15:46.800
8	2:51.093	47.584	1:01.080	1:02.429	158.5	18:55.397	8	2:54.202	52.679	58.681	1:02.842	131.5	18:41.002
9	2:31.708	50.715	52.006	48.987	90.6	21:27.105	9	2:38.734	49.471	53.143	56.120	168.2	21:19.736
10	2:02.098	38.861	41.108	42.129	238.9	23:29.203	10	2:00.359	38.287	41.193	40.879	238.4	23:20.095
11	2:01.678	38.730	40.991	41.957	226.8	25:30.881	11	1:59.555	38.156	40.489	40.910	241.0	25:19.650

79

Jose M. Sapag

Cupra TCR

630

Benjamin Lessennes

Honda Civic Type R FK7 TCR

Baporo Motorsport

Autodis Racing by THX

Lap D	Time	Sector 1	Sector 2	Sector 3	T. Spd	Elapsed	Lap D	Time	Sector 1	Sector 2	Sector 3	T. Spd	Elapsed
1	2:11.060	44.192	41.829	45.039	197.8	2:11.060	1	2:03.716	41.683	40.574	41.459	186.8	2:03.716
2	2:00.745	38.390	41.334	41.021	226.8	4:11.805	2	2:05.106	42.032	41.752	41.322	243.2	4:08.822
3	2:05.543	38.372	42.121	45.050	240.5	6:17.348	3	2:01.967	38.632	40.808	42.527	242.6	6:10.789
4	3:01.351	58.068	1:01.998	1:01.285	118.4	9:18.699	4	3:00.176	57.946	1:00.951	1:01.279	127.8	9:10.965
5	2:32.179	52.666	48.331	51.182	121.2	11:50.878	5	2:36.499	50.464	50.351	55.684	140.8	11:47.464
6	2:01.916	38.739	41.879	41.298	227.8	13:52.794	6	2:00.355	38.722	40.507	41.126	238.4	13:47.819
7	2:04.354	38.469	41.860	44.025	241.6	15:57.148	7	38.380	40.941	241.6			
8	2:51.654	48.933	59.669	1:03.052	148.3	18:48.802							
9	2:34.993	49.732	53.493	51.768	98.3	21:23.795							
10	2:00.919	38.760	41.047	41.112	248.2	23:24.714							
11	2:01.911	38.587	41.291	42.033	232.2	25:26.625							

999

Dániel Nagy

Hyundai i30 N TCR

M1RA


88

Maxime Potty

Volkswagen Golf GTI TCR

Comtoy Racing

Lap D	Time	Sector 1	Sector 2	Sector 3	T. Spd	Elapsed	Lap D	Time	Sector 1	Sector 2	Sector 3	T. Spd	Elapsed
1	2:04.509	42.385	40.985	41.139	193.2	2:04.509	1	2:06.573	43.747	41.856	40.970	191.1	2:06.573
2	2:00.804	38.688	40.433	41.683	233.2	4:05.313	2	2:06.375	43.908	41.175	41.292	244.3	4:12.948
3	2:00.702	38.452	40.729	41.521	245.4	6:06.015	3	2:05.511	38.591	41.063	45.857	250.0	6:18.459
4	3:00.561	59.697	1:01.235	59.629	133.8	9:06.576	4	3:01.022	57.820	1:02.301	1:00.901	118.1	9:19.481
5	2:39.060	49.732	52.145	57.183	188.4	11:45.636	5	2:31.949	54.236	46.758	50.955	119.4	11:51.430
6	2:00.069	38.604	40.744	40.721	240.5	13:45.705	6	2:01.923	38.712	41.751	41.460	243.7	13:53.353
7	2:00.515	38.139	40.690	41.686	239.4	15:46.220	7	2:04.877	38.631	41.716	44.530	246.0	15:58.230
8	2:54.427	52.935	58.635	1:02.857	131.8	18:40.647	8	2:51.486	48.682	59.650	1:03.154	162.8	18:49.716
9	2:38.762	49.552	52.661	56.549	167.4	21:19.409	9	2:34.374	49.854	53.350	51.170	94.2	21:24.090
10	2:01.597	38.368	41.856	41.373	244.8	23:21.006	10	2:01.052	39.058	40.902	41.092	246.0	23:25.142
11	2:00.427	38.656	40.872	40.899	238.4	25:21.433	11	2:01.650	38.723	41.104	41.823	250.0	25:26.792





Autodromo Nazionale Monza

TCR Europe

Race - 2

Analysis by Lap




Num	Lap Time	Gap
<b>Lap 1</b>		
23	2:03.198	
630	2:03.716	00.518
62	2:03.847	00.649
99	2:04.025	00.827
69	2:04.255	01.057
88	2:04.509	01.311
9	2:05.024	01.826
25	2:05.030	01.832
11	2:05.870	02.672
15	2:06.181	02.983
999	2:06.573	03.375
38	2:06.943	03.745
8	2:07.992	04.794
44	2:08.241	05.043
16	2:08.574	05.376
94	2:08.769	05.571
32	2:09.440	06.242
18	2:10.347	07.149
17	2:10.767	07.569
79	2:11.060	07.862
10	2:11.283	08.085
76	2:12.190	08.992
63	2:12.465	09.267
7	2:13.864	10.666
42	2:59.544	56.346
34	3:03.466	1:00.268
<b>Num</b>	<b>Lap Time</b>	<b>Gap</b>
<b>Lap 2</b>		
23	2:00.165	
69	1:59.331	00.223
88	2:00.804	01.950
99	2:01.482	02.144
9	2:00.618	02.279
25	2:01.289	02.956
15	2:00.148	02.966
11	2:01.602	04.109
38	2:00.711	04.291
630	2:05.106	05.459
8	2:01.170	05.799


Num	Lap Time	Gap
44	2:01.275	06.153
16	2:00.965	06.176
94	2:01.090	06.496
18	2:00.360	07.344
32	2:01.320	07.397
17	2:00.661	08.065
79	2:00.745	08.442
999	2:06.375	09.585
10	2:01.831	09.751
76	2:02.829	11.656
63	2:02.616	11.718
7	2:01.383	11.884
62	3:09.421	1:09.905
<b>Num</b>	<b>Lap Time</b>	<b>Gap</b>
<b>Lap 3</b>		
69	2:01.102	
23	2:01.651	00.326
88	2:00.702	01.327
99	2:01.188	02.007
9	2:01.904	02.858
25	2:01.976	03.607
15	2:02.450	04.091
630	2:01.967	06.101
16	2:02.267	07.118
94	2:02.614	07.785
8	2:04.059	08.533
38	2:06.002	08.968
44	2:05.219	10.047
18	2:04.867	10.886
32	2:05.368	11.440
17	2:05.243	11.983
79	2:05.543	12.660
999	2:05.511	13.771
10	2:05.976	14.402
63	2:06.761	17.154
7	2:06.877	17.436
76	2:07.498	17.829

Num	Lap Time	Gap
<b>Lap 4</b>		
69	3:00.614	
23	3:01.031	00.743
88	3:00.561	01.274
99	3:00.547	01.940
9	3:00.439	02.683
25	3:00.991	03.984
15	3:01.037	04.514
630	3:00.176	05.663
16	3:00.440	06.944
94	3:00.567	07.738
8	3:00.571	08.490
38	3:00.834	09.188
44	3:01.159	10.592
18	3:01.112	11.384
32	3:01.228	12.054
17	3:01.452	12.821
79	3:01.351	13.397
999	3:01.022	14.179
10	3:01.077	14.865
63	2:58.997	15.537
7	2:59.591	16.413
76	2:59.779	16.994
<b>Num</b>	<b>Lap Time</b>	<b>Gap</b>
<b>Lap 5</b>		
69	2:39.720	
23	2:39.420	00.443
88	2:39.060	00.614
99	2:38.717	00.937
9	2:38.377	01.340
25	2:37.332	01.596
15	2:37.399	02.193
630	2:36.499	02.442
16	2:35.987	03.211
94	2:35.444	03.462
8	2:35.011	03.781
38	2:34.791	04.259
44	2:33.667	04.539
18	2:33.241	04.905
32	2:32.937	05.271

Num	Lap Time	Gap
17	2:32.447	05.548
79	2:32.179	05.856
999	2:31.949	06.408
10	2:31.596	06.741
63	2:31.496	07.313
7	2:30.962	07.655
76	2:30.998	08.272
<b>Num</b>	<b>Lap Time</b>	<b>Gap</b>
<b>Lap 6</b>		
69	2:00.131	
23	2:00.150	00.462
88	2:00.069	00.552
99	2:00.215	01.021
25	1:59.900	01.365
9	2:00.481	01.690
15	2:00.050	02.112
630	2:00.355	02.666
94	2:00.190	03.521
8	2:00.573	04.223
38	2:00.743	04.871
18	2:00.763	05.537
32	2:00.650	05.790
16	2:03.803	06.883
17	2:01.684	07.101
79	2:01.916	07.641
999	2:01.923	08.200
44	2:04.200	08.608
10	2:02.168	08.778
7	2:02.252	09.776
63	2:03.808	10.990
76	2:03.733	11.874
<b>Num</b>	<b>Lap Time</b>	<b>Gap</b>
<b>Lap 7</b>		
69	2:00.533	
88	2:00.515	00.534
99	2:00.626	01.114
9	2:02.228	03.385
15	2:02.226	03.805
25	2:04.206	05.038
23	2:06.292	06.221

Num	Lap Time	Gap
94	2:03.820	06.808
8	2:03.743	07.433
38	2:03.462	07.800
18	2:03.393	08.397
32	2:03.993	09.250
17	2:03.524	10.092
79	2:04.354	11.462
999	2:04.877	12.544
44	2:06.503	14.578
7	2:06.109	15.352
10	2:07.696	15.941
16	2:11.114	17.464
63	2:07.756	18.213
76	2:07.277	18.618
<b>Num</b>	<b>Lap Time</b>	<b>Gap</b>
<b>Lap 8</b>		
69	2:54.260	
88	2:54.427	00.701
99	2:54.202	01.056
9	2:52.302	01.427
15	2:52.794	02.339
25	2:52.631	03.409
23	2:52.006	03.967
94	2:52.180	04.728
8	2:52.460	05.633
38	2:52.894	06.434
18	2:52.896	07.033
32	2:52.692	07.682
17	2:52.492	08.324
79	2:51.654	08.856
999	2:51.486	09.770
44	2:50.671	10.989
7	2:51.062	12.154
10	2:50.895	12.576
16	2:50.741	13.945
63	2:50.592	14.545
76	2:51.093	15.451





Autodromo Nazionale Monza


TCR Europe

Race - 2

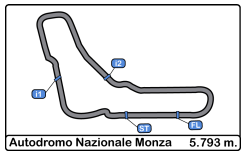
Analysis by Lap



Num	Lap Time	Gap	Num	Lap Time	Gap
<b>Lap 9</b>			10	2:01.443	07.693
69	2:39.148		16	2:01.081	08.011
88	2:38.762	00.315	63	2:01.256	08.453
99	2:38.734	00.642	76	2:02.098	10.137
9	2:38.665	00.944	38	2:19.962	29.226
15	2:38.056	01.247	<b>Num Lap Time Gap</b>		
25	2:37.479	01.740	<b>Lap 11</b>		
23	2:37.096	01.915	69	2:00.104	
94	2:36.746	02.326	99	1:59.555	00.480
8	2:36.315	02.800	9	2:00.125	01.654
18	2:35.760	03.645	88	2:00.427	02.263
32	2:35.381	03.915	23	2:00.698	03.065
17	2:35.254	04.430	25	2:00.672	03.333
79	2:34.993	04.701	15	2:01.845	04.001
999	2:34.374	04.996	94	2:00.904	04.213
44	2:33.370	05.211	18	2:00.574	04.793
7	2:32.759	05.765	8	2:01.340	05.285
10	2:32.794	06.222	32	2:00.875	05.466
16	2:32.105	06.902	79	2:01.911	07.455
63	2:31.772	07.169	999	2:01.650	07.622
76	2:31.708	08.011	44	2:00.987	07.648
38	2:41.950	09.236	17	2:02.772	08.038
<b>Num Lap Time Gap</b>			7	2:01.297	08.526
<b>Lap 10</b>			10	2:01.582	09.171
69	1:59.972		16	2:01.526	09.433
99	2:00.359	01.029	63	2:01.290	09.639
9	2:00.661	01.633	76	2:01.678	11.711
88	2:01.597	01.940	38	2:01.172	30.294
15	2:00.985	02.260			
23	2:00.528	02.471			
25	2:00.997	02.765			
94	2:01.059	03.413			
8	2:01.221	04.049			
18	2:00.650	04.323			
32	2:00.752	04.695			
17	2:00.912	05.370			
79	2:00.919	05.648			
999	2:01.052	06.076			
44	2:01.526	06.765			
7	2:01.540	07.333			







Autodromo Nazionale Monza

TCR Europe

Race - 2

Best Sectors Results



Sector - 1			Sector - 2			Sector - 3			Ideal Lap vs Best Lap						
Clas	Nº	Driver	Time	Nº	Driver	Time	Nº	Driver	Time	Clas	Nº	Driver	Ideal Lap	Best Lap	Clas
1	69	Jean-Karl Vernay	37.987	9	Attila Tassi	40.175	25	Mikel Azcona	40.585	1	69	Jean-Karl Vernay	1:58.861	1:59.331	1
2	88	Maxime Potty	38.139	94	Kris Richard	40.179	69	Jean-Karl Vernay	40.688	2	25	Mikel Azcona	1:59.121	1:59.900	3
3	99	Josh Files	38.156	69	Jean-Karl Vernay	40.186	88	Maxime Potty	40.721	3	88	Maxime Potty	1:59.293	2:00.069	5
4	38	Danny Kroes	38.156	8	Reece Barr	40.223	99	Josh Files	40.750	4	9	Attila Tassi	1:59.367	2:00.125	6
5	18	Fabrizio Giovanardi	38.194	25	Mikel Azcona	40.228	15	Peter Terting	40.758	5	99	Josh Files	1:59.395	1:59.555	2
6	8	Reece Barr	38.294	15	Peter Terting	40.366	9	Attila Tassi	40.812	6	8	Reece Barr	1:59.483	2:00.573	11
7	17	Martin Ryba	38.297	62	Dušan Borkovic	40.415	32	Oliver Taylor	40.841	7	38	Danny Kroes	1:59.622	2:00.711	14
8	25	Mikel Azcona	38.308	88	Maxime Potty	40.433	38	Danny Kroes	40.877	8	15	Peter Terting	1:59.671	2:00.050	4
9	79	Jose M. Sapag	38.372	99	Josh Files	40.489	94	Kris Richard	40.922	9	94	Kris Richard	1:59.685	2:00.190	8
10	9	Attila Tassi	38.380	630	Benjamin Lessennes	40.507	23	Francisco Abreu	40.924	10	18	Fabrizio Giovanardi	1:59.918	2:00.360	10
11	63	Benjamin Lessennes	38.380	38	Danny Kroes	40.589	18	Fabrizio Giovanardi	40.948	11	630	Benjamin Lessennes	2:00.013	2:00.355	9
12	23	Francisco Abreu	38.381	16	Nicola Baldan	40.653	8	Reece Barr	40.966	12	17	Martin Ryba	2:00.035	2:00.661	13
13	32	Oliver Taylor	38.425	17	Martin Ryba	40.763	999	Dániel Nagy	40.970	13	23	Francisco Abreu	2:00.094	2:00.150	7
14	44	Salvatore Tavano	38.468	18	Fabrizio Giovanardi	40.776	17	Martin Ryba	40.975	14	32	Oliver Taylor	2:00.174	2:00.650	12
15	76	Daniele Cappellari	38.504	23	Francisco Abreu	40.789	63	Giovanni Altoè	41.016	15	79	Jose M. Sapag	2:00.440	2:00.745	15
16	15	Peter Terting	38.547	44	Salvatore Tavano	40.865	79	Jose M. Sapag	41.021	16	44	Salvatore Tavano	2:00.450	2:00.987	17
17	63	Giovanni Altoè	38.558	999	Dániel Nagy	40.902	11	Jens Reno Møller	41.040	17	999	Dániel Nagy	2:00.463	2:01.052	18
18	16	Nicola Baldan	38.578	32	Oliver Taylor	40.908	44	Salvatore Tavano	41.117	18	16	Nicola Baldan	2:00.563	2:00.965	16
19	94	Kris Richard	38.584	76	Daniele Cappellari	40.991	630	Benjamin Lessennes	41.126	19	63	Giovanni Altoè	2:00.596	2:01.256	19
20	99	Dániel Nagy	38.591	7	Igor Stefanovski	40.998	7	Igor Stefanovski	41.172	20	7	Igor Stefanovski	2:00.929	2:01.297	20
21	10	Viktor Davidovsky	38.719	63	Giovanni Altoè	41.022	16	Nicola Baldan	41.332	21	10	Viktor Davidovsky	2:01.265	2:01.443	21
22	7	Igor Stefanovski	38.759	79	Jose M. Sapag	41.047	10	Viktor Davidovsky	41.426	22	76	Daniele Cappellari	2:01.313	2:01.678	23
23	11	Jens Reno Møller	38.949	10	Viktor Davidovsky	41.120	62	Dušan Borkovic	41.467	23	11	Jens Reno Møller	2:01.450	2:01.602	22
24	62	Dušan Borkovic	40.861	11	Jens Reno Møller	41.461	76	Daniele Cappellari	41.818	24	62	Dušan Borkovic	2:02.743	2:03.847	24
25	34	Stian Paulsen	45.036	42	Stefano Comini	59.330	42	Stefano Comini	1:09.145	25	42	Stefano Comini	2:59.544	2:59.544	25
26	42	Stefano Comini	51.069	34	Stian Paulsen	1:05.895	34	Stian Paulsen	1:12.535	26	34	Stian Paulsen	3:03.466	3:03.466	26





Autodromo Nazionale Monza

TCR Europe

Race - 2

Leader Sequence



N°	Driver	Nat	Team	Nat	Vehicle	Start Lap	End Lap	Laps	Total Laps
23	Francisco Abreu	POR	Sports & You	POR	Peugeot 308 TCR	1	2	2	2
69	Jean-Karl Vernay	FRA	Leopard Lukoil Team	FRA	Audi RS3 LMS TCR	3	11	9	9





Autodromo Nazionale Monza

TCR Europe

Race - 2

Best 5 Lap Times



Cls	N°	Driver	Nat	Team	Nat	Vehicle	Best 1		Best 2		Best 3		Best 4		Best 5	
							Time	Lap	Time	Lap	Time	Lap	Time	Lap	Time	Lap
1	69	Jean-Karl Vernay	FRA	Leopard Lukoil Team	FRA	Audi RS3 LMS TCR	1:59.331	2	1:59.972	10	2:00.104	11	2:00.131	6	2:00.533	7
2	99	Josh Files	GBR	Hell Energy Racing with KCMG	GBR	Honda Civic Type R FK7 TCR	1:59.555	11	2:00.215	6	2:00.359	10	2:00.626	7	2:01.188	3
3	25	Mikel Azcona	ESP	PCR Sport	ESP	Cupra TCR	1:59.900	6	2:00.672	11	2:00.997	10	2:01.289	2	2:01.976	3
4	15	Peter Terting	DEU	Autodis Racing by Piro Sports	DEU	Hyundai i30 N TCR	2:00.050	6	2:00.148	2	2:00.985	10	2:01.845	11	2:02.226	7
5	88	Maxime Potty	BEL	Comtoy Racing	BEL	Volkswagen Golf GTI TCR	2:00.069	6	2:00.427	11	2:00.515	7	2:00.702	3	2:00.804	2
6	9	Attila Tassi	HUN	Hell Energy Racing with KCMG	HUN	Honda Civic Type R FK7 TCR	2:00.125	11	2:00.481	6	2:00.618	2	2:00.661	10	2:01.904	3
7	23	Francisco Abreu	POR	Sports & You	POR	Peugeot 308 TCR	2:00.150	6	2:00.165	2	2:00.528	10	2:00.698	11	2:01.651	3
8	94	Kris Richard	SUI	Target Competition	SUI	Hyundai i30 N TCR	2:00.190	6	2:00.904	11	2:01.059	10	2:01.090	2	2:02.614	3
9	630	Benjamin	BEL	Autodis Racing by THX	BEL	Honda Civic Type R FK7 TCR	2:00.355	6	2:01.967	3	2:03.716	1	2:05.106	2	2:36.499	5
10	18	Fabrizio	ITA	Team Mulsanne	ITA	Alfa Romeo Giulietta TCR	2:00.360	2	2:00.574	11	2:00.650	10	2:00.763	6	2:03.393	7
11	8	Reece Barr	IRE	Target Competition	IRE	Hyundai i30 N TCR	2:00.573	6	2:01.170	2	2:01.221	10	2:01.340	11	2:03.743	7
12	32	Oliver Taylor	GBR	Pyro Motorsport	GBR	Honda Civic Type R FK7 TCR	2:00.650	6	2:00.752	10	2:00.875	11	2:01.320	2	2:03.993	7
13	17	Martin Ryba	SVK	Brutal Fish Racing Team	SVK	Volkswagen Golf GTI TCR	2:00.661	2	2:00.912	10	2:01.684	6	2:02.772	11	2:03.524	7
14	38	Danny Kroes	NED	PCR Sport	NED	Cupra TCR	2:00.711	2	2:00.743	6	2:01.172	11	2:03.462	7	2:06.002	3
15	79	Jose M. Sapag	ARG	Baporo Motorsport	ARG	Cupra TCR	2:00.745	2	2:00.919	10	2:01.911	11	2:01.916	6	2:04.354	7
16	16	Nicola Baldan	ITA	M1RA	ITA	Hyundai i30 N TCR	2:00.965	2	2:01.081	10	2:01.526	11	2:02.267	3	2:03.803	6
17	44	Salvatore Tavano	ITA	Scuderia Girasole	ITA	Cupra TCR	2:00.987	11	2:01.275	2	2:01.526	10	2:04.200	6	2:05.219	3
18	999	Dániel Nagy	HUN	M1RA	HUN	Hyundai i30 N TCR	2:01.052	10	2:01.650	11	2:01.923	6	2:04.877	7	2:05.511	3
19	63	Giovanni Altoè	ITA	Pit Lane Competizioni	ITA	Audi RS3 LMS TCR DSG	2:01.256	10	2:01.290	11	2:02.616	2	2:03.808	6	2:06.761	3
20	7	Igor Stefanovski	MKD	Stefanovski Racing Team	MKD	Hyundai i30 N TCR	2:01.297	11	2:01.383	2	2:01.540	10	2:02.252	6	2:06.109	7
21	10	Viktor Davidovsky	MKD	PSS Racing Team	MKD	Honda Civic Type R FK7 TCR	2:01.443	10	2:01.582	11	2:01.831	2	2:02.168	6	2:05.976	3
22	11	Jens Reno Møller	DEN	Reno Racing	DEN	Honda Civic Type R FK7 TCR	2:01.602	2	2:05.870	1						
23	76	Daniele Cappellari	ITA	Cappellari Reparto Corse	ITA	Volkswagen Golf GTI TCR	2:01.678	11	2:02.098	10	2:02.829	2	2:03.733	6	2:07.277	7
24	62	Dušan Borkovic	SRB	Target Competition	SRB	Hyundai i30 N TCR	2:03.847	1	3:09.421	2						
25	42	Stefano Comini	SUI	Autodis Racing by THX	SUI	Honda Civic Type R FK7 TCR	2:59.544	1								
26	34	Stian Paulsen	NOR	Stian Paulsen Racing	NOR	Cupra TCR	3:03.466	1								





Autodromo Nazionale Monza

TCR Europe

Race - 2

Best 5 Top Speeds



Cls	N°	Driver	Nat	Team	Nat	Vehicle	Top 1		Top 2		Top 3		Top 4		Top 5		Avg
							Km/h	Lap	Km/h	Lap	Km/h	Lap	Km/h	Lap	Km/h	Lap	
1	25	Mikel Azcona	ESP	PCR Sport	ESP	Cupra TCR	252.3	6	241.0	3	240.5	2	240.0	10	235.2	7	241.8
2	69	Jean-Karl Vernay	FRA	Leopard Lukoil Team	FRA	Audi RS3 LMS TCR	252.3	3	249.4	7	249.4	11	248.2	6	247.7	10	249.4
3	94	Kris Richard	SUI	Target Competition	SUI	Hyundai i30 N TCR	251.1	2	246.5	6	246.5	7	244.8	10	240.0	3	245.8
4	44	Salvatore Tavano	ITA	Scuderia Girasole	ITA	Cupra TCR	250.5	2	242.6	7	241.0	3	241.0	10	240.5	11	243.1
5	16	Nicola Baldan	ITA	M1RA	ITA	Hyundai i30 N TCR	250.0	2	246.5	3	246.0	7	246.0	11	244.8	10	246.7
6	62	Dušan Borkovic	SRB	Target Competition	SRB	Hyundai i30 N TCR	250.0	2	193.5	1							221.7
7	999	Dániel Nagy	HUN	M1RA	HUN	Hyundai i30 N TCR	250.0	3	250.0	11	246.0	7	246.0	10	244.3	2	247.2
8	17	Martin Ryba	SVK	Brutal Fish Racing Team	SVK	Volkswagen Golf GTI TCR	248.8	3	247.1	7	243.7	11	242.6	2	238.9	6	244.2
9	8	Reece Barr	IRE	Target Competition	IRE	Hyundai i30 N TCR	248.2	7	247.7	3	245.4	2	243.2	11	236.8	6	244.3
10	79	Jose M. Sapag	ARG	Baporo Motorsport	ARG	Cupra TCR	248.2	10	241.6	7	240.5	3	232.2	11	227.8	6	238.1
11	7	Igor Stefanovski	MKD	Stefanovski Racing Team	MKD	Hyundai i30 N TCR	247.7	7	244.3	6	244.3	11	243.2	2	236.8	10	243.2
12	18	Fabrizio	ITA	Team Mulsanne	ITA	Alfa Romeo Giulietta TCR	247.7	11	246.5	2	243.7	3	243.2	7	241.0	10	244.4
13	38	Danny Kroes	NED	PCR Sport	NED	Cupra TCR	247.7	2	243.2	7	242.6	3	242.1	11	240.5	6	243.2
14	15	Peter Terting	DEU	Autodis Racing by Piro Sports	DEU	Hyundai i30 N TCR	246.0	7	243.7	6	243.2	2	240.0	11	237.8	3	242.1
15	88	Maxime Potty	BEL	Comtoy Racing	BEL	Volkswagen Golf GTI TCR	245.4	3	244.8	10	240.5	6	239.4	7	238.4	11	241.7
16	23	Francisco Abreu	POR	Sports & You	POR	Peugeot 308 TCR	244.8	7	243.7	3	243.7	11	243.2	2	243.2	10	243.7
17	630	Benjamin	BEL	Autodis Racing by THX	BEL	Honda Civic Type R FK7 TCR	243.2	2	242.6	3	241.6	7	238.4	6	186.8	1	230.5
18	9	Attila Tassi	HUN	Hell Energy Racing with KCMG	HUN	Honda Civic Type R FK7 TCR	242.6	2	242.6	7	242.1	11	241.0	10	240.5	3	241.8
19	10	Viktor Davidovsky	MKD	PSS Racing Team	MKD	Honda Civic Type R FK7 TCR	242.6	3	238.9	2	236.8	6	236.8	7	236.3	11	238.3
20	32	Oliver Taylor	GBR	Pyro Motorsport	GBR	Honda Civic Type R FK7 TCR	241.6	11	239.4	2	235.2	6	234.2	7	233.2	3	236.7
21	99	Josh Files	GBR	Hell Energy Racing with KCMG	GBR	Honda Civic Type R FK7 TCR	241.6	3	241.0	11	240.5	7	238.4	10	237.3	2	239.7
22	11	Jens Reno Møller	DEN	Reno Racing	DEN	Honda Civic Type R FK7 TCR	241.0	2	241.0	3	185.5	1					222.5
23	76	Daniele Cappellari	ITA	Cappellari Reparto Corse	ITA	Volkswagen Golf GTI TCR	238.9	10	231.7	7	230.2	3	226.8	11	225.4	2	230.6
24	63	Giovanni Altoè	ITA	Pit Lane Competizioni	ITA	Audi RS3 LMS TCR DSG	237.8	11	236.8	7	230.2	3	226.8	2	221.3	10	230.6
25	34	Stian Paulsen	NOR	Stian Paulsen Racing	NOR	Cupra TCR	192.5	1									192.5
26	42	Stefano Comini	SUI	Autodis Racing by THX	SUI	Honda Civic Type R FK7 TCR	186.8	1									186.8





Autodromo Nazionale Monza

TCR Europe

Race - 2

Fastest Laps Sequence



Lap	Time of Day	Session Time	Nº	Driver	Nat	Team	Nat	Vehicle	Time	Km/h
2	12:18:58.545	4:03.545	23	Francisco Abreu	POR	Sports & You	POR	Peugeot 308 TCR	2:00.165	173.5
2	12:18:58.768	4:03.768	69	Jean-Karl Vernay	FRA	Leopard Lukoil Team	FRA	Audi RS3 LMS TCR	1:59.331	174.7





Autodromo Nazionale Monza

TCR Europe

Race - 2


Event Best Maximum Speed



N°	Driver	Nat	Team	Nat	Vehicle	Km/h	Session
69	Jean-Karl Vernay	FRA	Leopard Lukoil Team	FRA	Audi RS3 LMS TCR	254.7	Free Practice - 1
34	Stian Paulsen	NOR	Stian Paulsen Racing	NOR	Cupra TCR	252.3	Race - 1
25	Mikel Azcona	ESP	PCR Sport	ESP	Cupra TCR	252.3	Race - 2
17	Martin Ryba	SVK	Brutal Fish Racing Team	SVK	Volkswagen Golf GTI TCR	251.7	Race - 1
79	Jose M. Sapag	ARG	Baporo Motorsport	ARG	Cupra TCR	251.1	Qualifying - 1
94	Kris Richard	SUI	Target Competition	SUI	Hyundai i30 N TCR	251.1	Race - 2
44	Salvatore Tavano	ITA	Scuderia Girasole	ITA	Cupra TCR	250.5	Free Practice - 1
88	Maxime Potty	BEL	Comtoy Racing	BEL	Volkswagen Golf GTI TCR	250.0	Free Practice - 2
62	Dušan Borkovic	SRB	Target Competition	SRB	Hyundai i30 N TCR	250.0	Race - 2
16	Nicola Baldan	ITA	M1RA	ITA	Hyundai i30 N TCR	250.0	Race - 2
999	Dániel Nagy	HUN	M1RA	HUN	Hyundai i30 N TCR	250.0	Race - 2
3	Cosimo Barberini	ITA	Race Republic	ITA	Subaru WRX STI TCR	249.4	Free Practice - 1
38	Danny Kroes	NED	PCR Sport	NED	Cupra TCR	249.4	Free Practice - 1
63	Giovanni Altoè	ITA	Pit Lane Competizioni	ITA	Audi RS3 LMS TCR DSG	248.2	Free Practice - 2
8	Reece Barr	IRE	Target Competition	IRE	Hyundai i30 N TCR	248.2	Race - 2
7	Igor Stefanovski	MKD	Stefanovski Racing Team	MKD	Hyundai i30 N TCR	247.7	Race - 2
18	Fabrizio Giovanar	ITA	Team Mulsanne	ITA	Alfa Romeo Giulietta TCR	247.7	Race - 2
15	Peter Terting	DEU	Autodis Racing by Piro Sports	DEU	Hyundai i30 N TCR	246.5	Race - 1
23	Francisco Abreu	POR	Sports & You	POR	Peugeot 308 TCR	246.0	Free Practice - 2
32	Oliver Taylor	GBR	Pyro Motorsport	GBR	Honda Civic Type R FK7 TCR	244.8	Free Practice - 2
630	Benjamin Lessen	BEL	Autodis Racing by THX	BEL	Honda Civic Type R FK7 TCR	243.7	Free Practice - 2
42	Stefano Comini	SUI	Autodis Racing by THX	SUI	Honda Civic Type R FK7 TCR	243.2	Free Practice - 1
10	Viktor Davidovsky	MKD	PSS Racing Team	MKD	Honda Civic Type R FK7 TCR	243.2	Free Practice - 2
9	Attila Tassi	HUN	Hell Energy Racing with KCMG	HUN	Honda Civic Type R FK7 TCR	243.2	Free Practice - 2
99	Josh Files	GBR	Hell Energy Racing with KCMG	GBR	Honda Civic Type R FK7 TCR	243.2	Qualifying - 2
11	Jens Reno Møller	DEN	Reno Racing	DEN	Honda Civic Type R FK7 TCR	242.6	Free Practice - 2
76	Daniele Cappellar	ITA	Cappellari Reparto Corse	ITA	Volkswagen Golf GTI TCR	242.6	Free Practice - 2
77	Roberto Russo	ITA	Race Republic-Top Run	ITA	Subaru WRX STI TCR	241.0	Free Practice - 2







Autodromo Nazionale Monza

TCR Europe

Race - 2


Lap Chart



**LAP**

Nr	Pos	Grid	1	2	3	4	5	6	7	8	9	10	11
23	1	23	23	23	69	69	69	69	69	69	69	69	69
630	2	630	630	69	23	23	23	23	88	88	88	99	99
11	3	11	62	88	88	88	88	88	99	99	99	9	9
42	4	42	99	99	99	99	99	99	9	9	9	88	88
62	5	62	69	9	9	9	9	25	15	15	15	15	23
88	6	88	88	25	25	25	25	9	25	25	25	23	25
99	7	99	9	15	15	15	15	15	23	23	23	25	15
9	8	9	25	11	630	630	630	630	94	94	94	94	94
25	9	25	11	38	16	16	16	94	8	8	8	8	18
69	10	69	15	630	94	94	94	8	38	38	18	18	8
44	11	44	999	8	8	8	8	38	18	18	32	32	32
15	12	15	38	44	38	38	38	18	32	32	17	17	79
79	13	79	8	16	44	44	44	32	17	17	79	79	999
16	14	16	44	94	18	18	18	16	79	79	999	999	44
38	15	38	16	18	32	32	32	17	999	999	44	44	17
999	16	999	94	32	17	17	17	79	44	44	7	7	7
34	17	34	32	17	79	79	79	999	7	7	10	10	10
8	18	8	18	79	999	999	999	44	10	10	16	16	16
94	19	94	17	999	10	10	10	10	16	16	63	63	63
32	20	32	79	10	63	63	63	7	63	63	76	76	76
18	21	18	10	76	7	7	7	63	76	76	38	38	38
3	22	3	76	63	76	76	76	76					
10	23	10	63	7									
7	24	7	7	62									
17	25	17	42										
76	26	76	34										
63	27	63											
77	28	77											





Autodromo Nazionale Monza

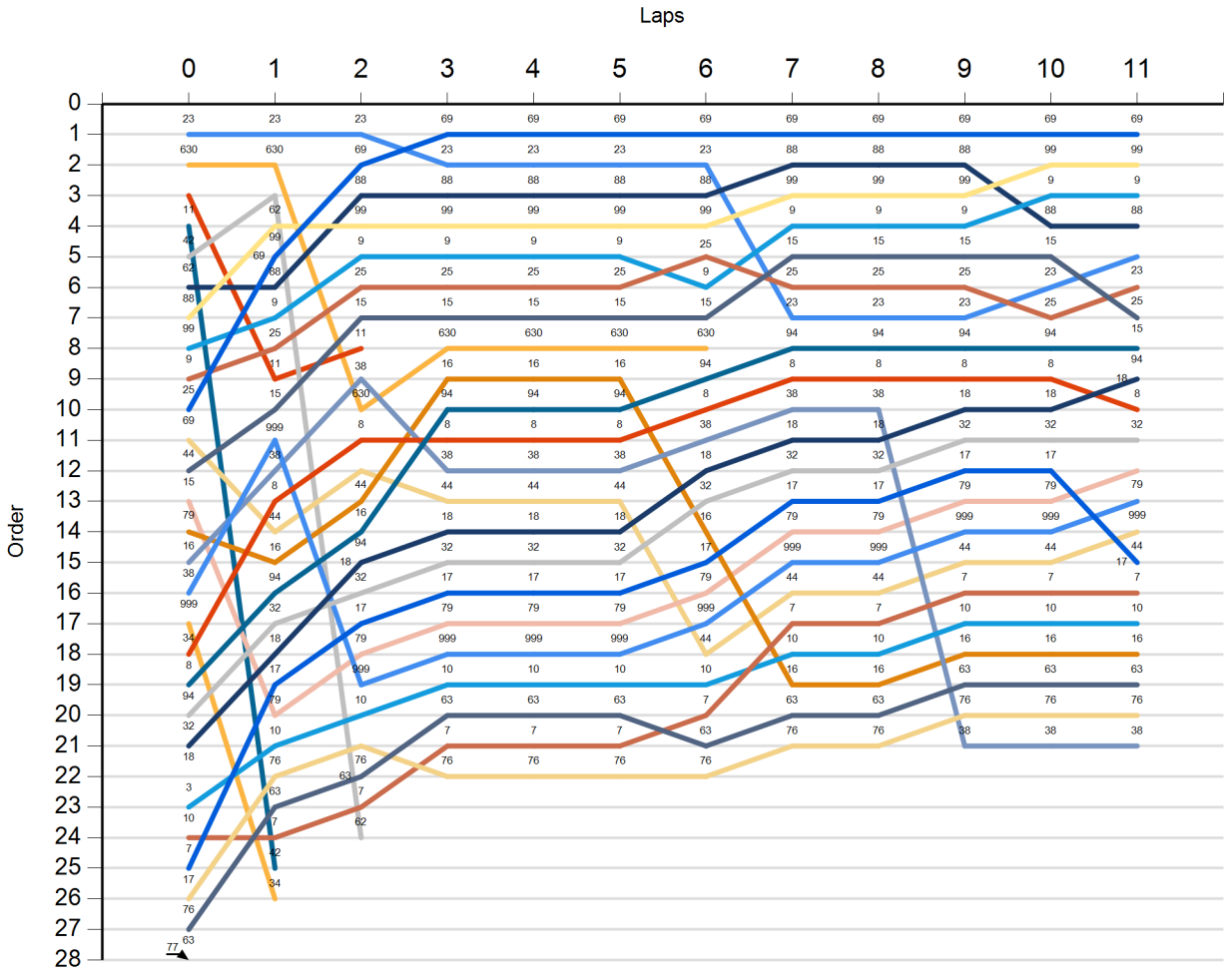
TCR Europe


Race - 2

Graphic Lap Chart



- 23
- 630
- 11
- 42
- 62
- 88
- 99
- 9
- 25
- 69
- 44
- 15
- 79
- 16
- 38
- 999
- 34
- 8
- 94
- 32
- 18
- 3
- 10
- 7
- 17
- 76
- 63
- 77





Autodromo Nazionale Monza

TCR Europe


Race - 2

Pit Stop Analysis

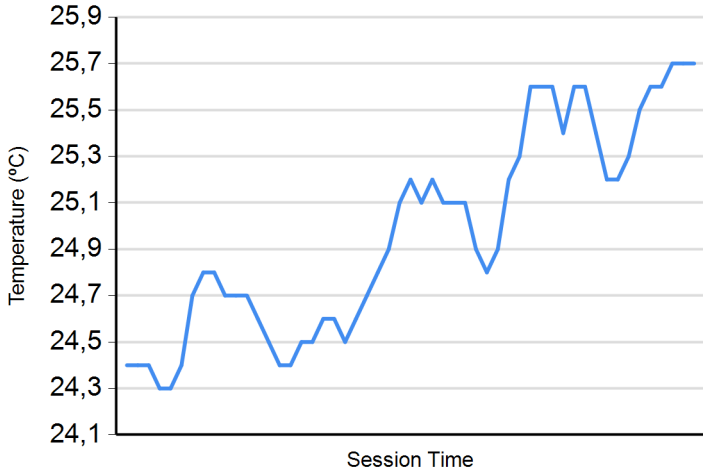


N°	In Day Time	Driver	Nat	Team	Nat	Vehicle	In Time	Stop N°	Pit Time	Handicap	Penalty
38	12:36:18.299	Danny Kroes	NED	PCR Sport	NED	Cupra TCR	21:23.117	1	25.310		

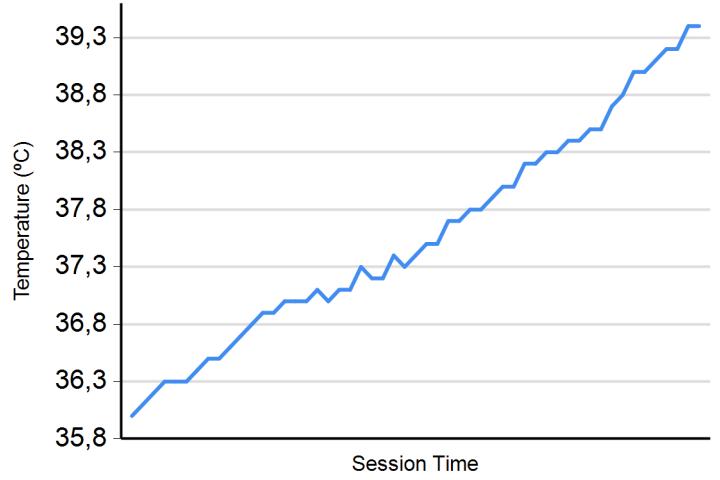




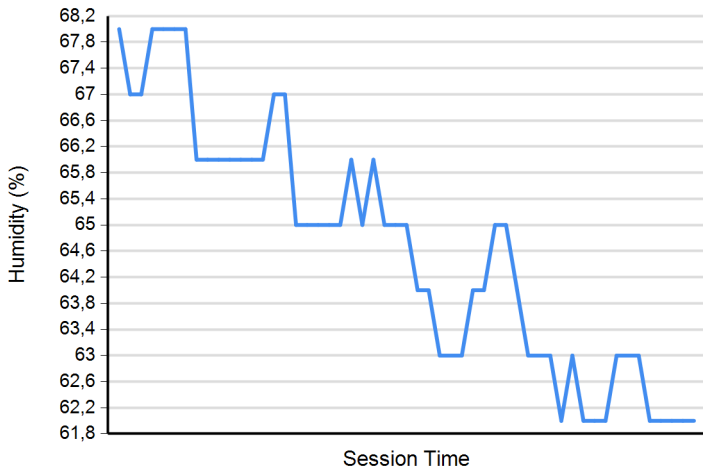
**Air Temperature**



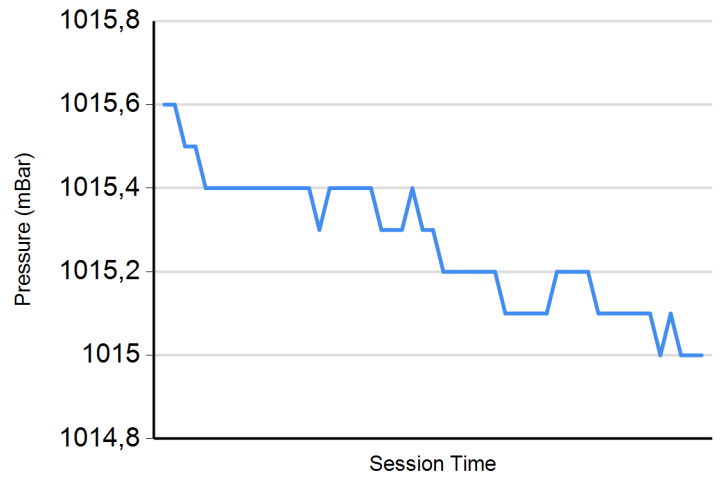
**Track Temperature**



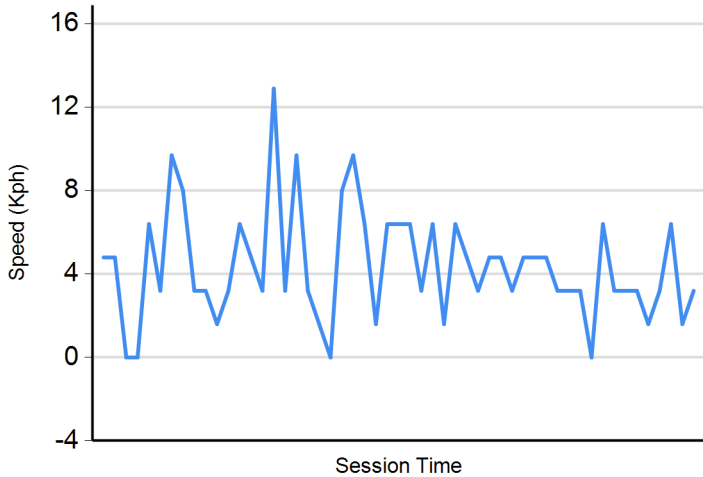
**Humidity**



**Pressure**



**Wind Speed**



**Wind direction**

North = 0°/360° Est = 90° South = 180° West = 270°

